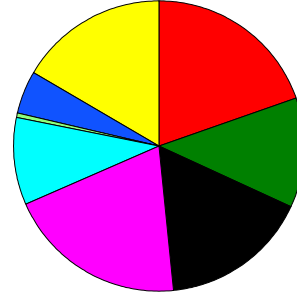
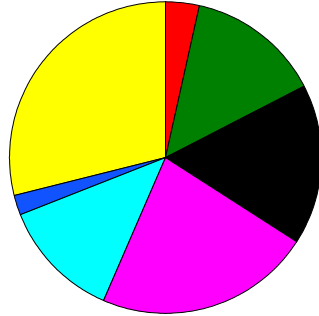
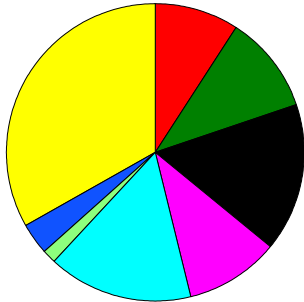


# Tracking Part 70 Permits Issuance (as of 06/30/03)

Region 1 (470 sources) Region 2 (1,010 sources) Region 3 (1,574 sources)

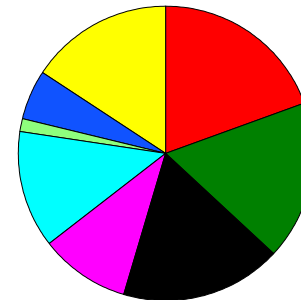
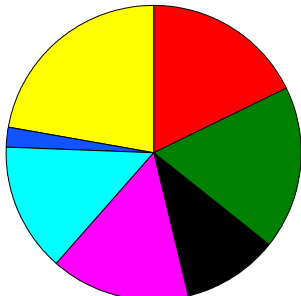
Region 4 (4,008 sources)



Region 5 (3,586 sources)

Region 6 (3,938 sources)

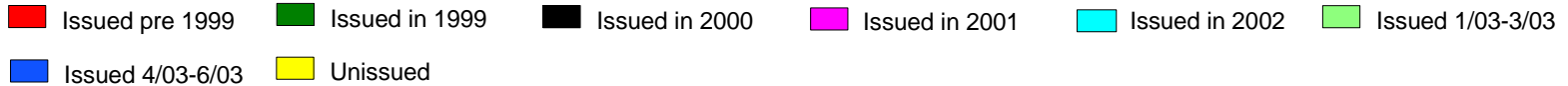
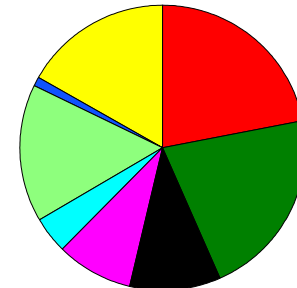
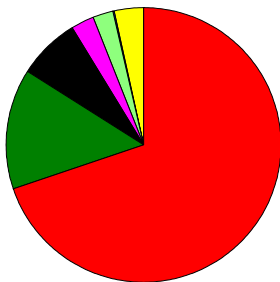
Region 7 (1,265 sources)



Region 8 (668 sources)

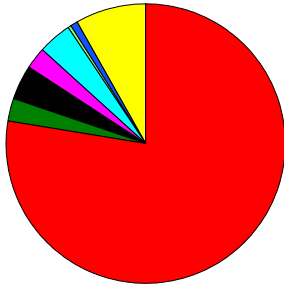
Region 9 (1,673 sources)

Region 10 (601 sources)

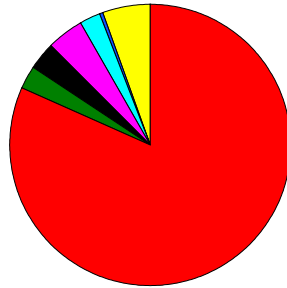


# Tracking Part 70 Permits Issuance (as of 06/30/03 -- includes synthetic minors)

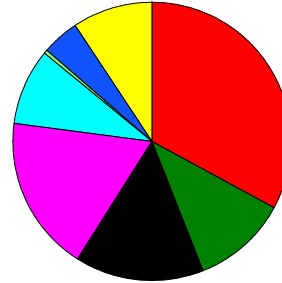
**Region 1 (1,908 sources)**



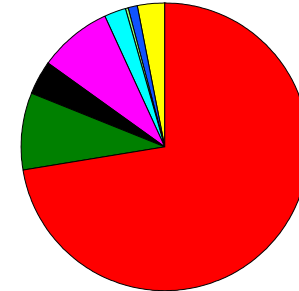
**Region 2 (5,366 sources)**



**Region 3 (1,853 sources)**



**Region 4 (7,232 sources)**



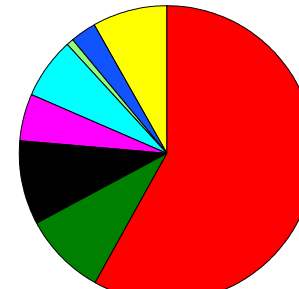
**Region 5 (9,539 sources)**



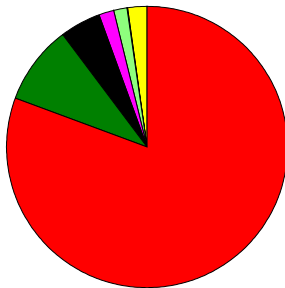
**Region 6 (5,040 sources)**



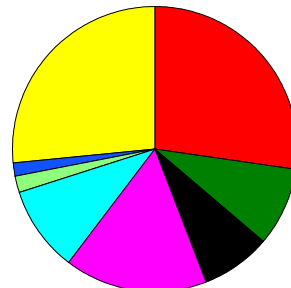
**Region 7 (2,432 sources)**



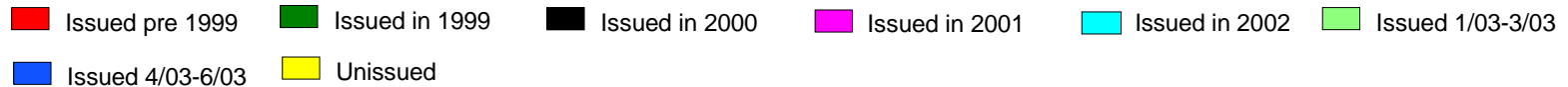
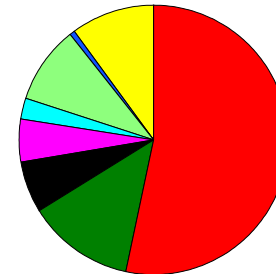
**Region 8 (1,045 sources)**



**Region 9 (1,993 sources)**



**Region 10 (1,032 sources)**



# Permitting Authorities on Schedules

Permitting Authority	% Issued (Title V)	% Issued (Title V + synthetic minors)
Delaware	96	98
Georgia	95	98
Virginia	91	94
Michigan	88	95
Ohio	87	92
Washington	84	97
Illinois	83	91
Maryland	76	79
Minnesota	73	97
Alaska	68	73
Clark County, NV	65	65

# Permitting Authorities on Schedules (California)

Permitting Authority	% Issued (Title V)	% Issued (Title V + synthetic minors)
Santa Barbara	100	100
Ventura	100	100
Bay Area	98	98
San Joaquin Valley	92	92
Shasta	90	90
San Diego	68	68
Feather River	67	67
South Coast	62	64
Colusa	60	60
Mohave Desert	60	60
Grand Basin	57	57
Imperial County	56	78
Yolo-Solano	44	45
Sacramento	40	74
California	69	72

# Permit Renewals

Region	Percent Renewed
Region 1	0
Region 2	100
Region 3	34
Region 4	11
Region 5	32
Region 6	27
Region 7	11
Region 8	29
Region 9	0
Region 10	84
National	21